



**FIRE
SAFE
MARIN**

Adapting to Wildfire



**MARIN WILDFIRE
PREVENTION AUTHORITY**

Investing in a Fire-Adapted Marin County

Firewise USA in Marin



Adapting to Wildfire

Fire Safe Marin is a non-profit organization dedicated to reducing fire hazards, promoting wildfire safety awareness, and helping residents prepare for wildfires



**FIRE
SAFE
MARIN**

Adapting to Wildfire

The Marin Wildfire Prevention Authority leads the development of fire adapted communities using sound scientific, financial, programmatic, ecological practices, vegetation management, community education, evacuation and warning systems with the support of its member and partner agencies.



FIREWISE USA[®]
RESIDENTS REDUCING WILDFIRE RISKS

The national Firewise USA[®] recognition program provides a collaborative framework to help neighbors in a geographic area get organized, find direction, and take action to increase the ignition resistance of their homes and community and to reduce wildfire risks at the local level.

78

6 Firewise Requirements

1. Create a **Firewise Board/Committee**
2. Complete a **Wildfire Risk Assessment**
3. Create an **Firewise Action Plan**
4. Invest a minimum of **\$25.43 Per Home** annually
5. Annual **Firewise Education Event**
6. Complete and submit an **Online Application**



Risk Assessment

Identify Fire History, Fire Hazards,
Fire Risk

Identify and guide priorities,
activities

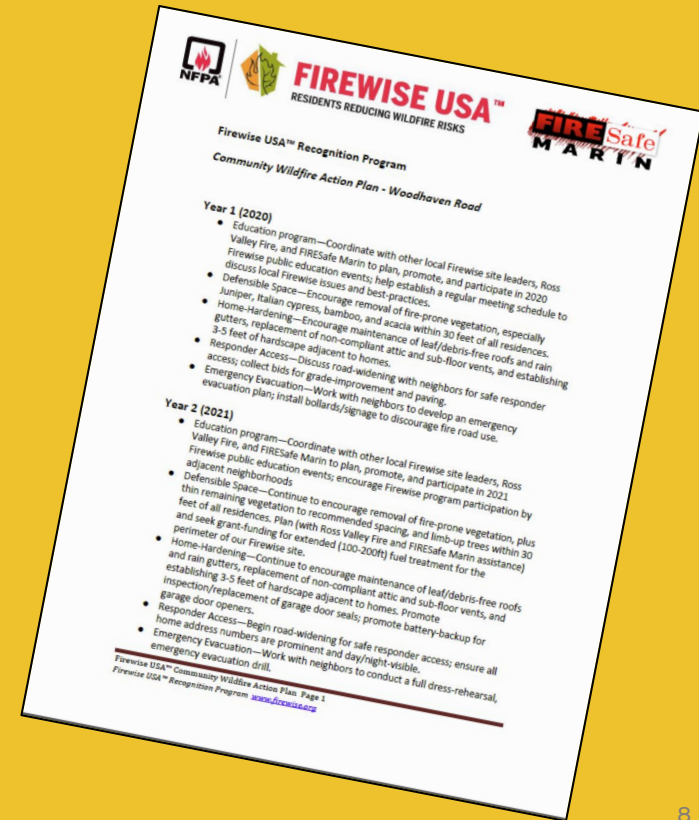
Follow the Firewise Template/Video
Fire Department and FSM will help



Action Plan

3-Year Plan

- Prioritized list of projects, events, and investments
- Suggested homeowner actions
- Suggested educational activities
- Updated every 3 years
- FSM provides template



Universal Firewise Activities

1. **Develop comprehensive contact list of residents**
2. **Hold regular meetings**
3. **Promote Wildfire Education**
4. **Encourage participation in annual chipper day event**
5. **Hold annual neighborhood walk to reassess hazards and note areas still needing improvement**
6. **Hold annual evacuation drill**
7. **Work with local fire department to report serious hazards**

Risk Reduction Investment

\$25.43 per home annually

Volunteer time = *\$25.43 per hour*

Green bins, maintenance, chipper days, etc

Contractor costs - landscaping, home hardening

Rental equipment

Home improvements

Grants

FSM provides template for renewal

FSM Staff Support

**Dedicated
Staff**

**Monthly
Meeting**

**News
Letter**

**Meetings
Neighborhood
Walks
Fire Dept.
Contacts**



Adapt to wildfire to protect your family and your home

Prepare Yourself


Harden Your Home

Create a Fire-Smart Yard

Ready Your Community




What to do before, during, and after a wildfire



How to protect your home against wildfires



Use fire-resistant landscaping to prevent the spread of fire



We have a shared responsibility



Fire Safe Marin
560 subscribers

SUBSCRIBED



HOME VIDEOS PLAYLISTS COMMUNITY CHANNELS ABOUT

Uploads ▶ PLAY ALL



The Trouble with Wildfire Insurance
37 Views · 2 weeks ago



Matching Grants for Marin Residents
37 Views · 1 month ago



Schoolhouse Rock: Chipper Time!
35 Views · 1 month ago



Goat and sheep prepare for wildfire embers
32 Views · 1 month ago



Goat and dog prepare for evacuation
18 Views · 1 month ago

Create a Fire-Smart Yard ▶ PLAY ALL

This collection of videos covers defensible space and creating a fire-smart yard. Defensible space is the buffer you create between a building on your property and the grass, trees, shrubs, or any...



Beautiful shrub is ecological problem in California
UCANR
7.3K views · 8 years ago



Fire-Smart Landscaping - FIREsafe MARIN and UC...
Fire Safe Marin
4.9K views · 1 year ago



Italian cypress burning in a wildfire
Fire Safe Marin
2.6K views · 2 years ago



Bamboo burning in a wildfire
Fire Safe Marin
1.9K views · 2 years ago



Supporting biodiversity and pollinators in a fire-smart...
Fire Safe Marin
763 views · 1 year ago

WILDFIRE EVACUATION CHECKLIST

Learn more at www.fire safemarin.org/preparedness/evacuation
If evacuation is anticipated and time allows, follow this checklist to give your family and home the best chance of survival. Complete the Communication Plan on the opposite side for each family member and keep in your wildfire and emergency "Go Kit!"

EVACUATION NOTIFICATIONS & INFORMATION

Register for Alert Marin and Nixle to receive evacuation and fire information. **ALERT MARIN** www.alertmarin.org is an emergency action. It is needed at a specific address: wildfire, eminent domain, road closures, general updates, issues affecting larger areas, post-disaster information about shelters, transportation, or supplies; police activity and general public safety information.

EVACUATION ORDER: Leave now! Evacuate immediately. Do not delay to gather supplies or prepare your home. Follow any directions given in the evacuation order.

EVACUATION WARNING: Evacuate as soon as possible. A short delay to gather your Go Kit and prepare your home may be OK. Leave if you feel unsafe or conditions change.

SHELTER IN PLACE: Stay in your location of the safest nearby building or vehicle. Stay in place until you are told it is impossible, too dangerous, or unsafe.

ALWAYS: COMMUNICATIONS

- Keep your cell phone fully charged.
- Notify an out-of-area contact of your phone number, location and status. Update regularly.
- Leave a note with your contact info and out-of-area contact taped to fridge or inside a front window.
- Check on or call neighbors to alert them to prepare at first sign of fire.

ON YOUR PERSON

- Dress all family members in long sleeves and long pants; heavy cotton or wool is best, no matter how hot it is.
- Wear full coverage goggles, leather gloves, head protection.
- Cover faces with a dry cotton or wool bandanna or scarf over an N95 respirator. Tie long hair back.
- Carry a headlamp and flashlight (even if you have a car).

IF TIME ALLOWS: INSIDE THE HOUSE

- Shut all windows and doors (interior too) and leave them unlocked.
- Remove combustible window shades and curtains; close metal shutters.
- Move furniture to the center of the room, away from windows.
- Leave indoor and outdoor lights on.
- Shut off HVAC and ceiling fans.

OUTSIDE & IN NEIGHBORHOOD

- Place combustible outdoor items (patio furniture, toys, dormatts, trash cans, etc.) in garage or 30' from structures (optional: place in a pool).
- Shut off gas at the meter or propane tank; move small tanks at least 15' away from combustibles.
- Connect garden hoses with squeeze-grip nozzles to outdoor spigots for use by firefighters.

WHEN YOU LEAVE:

- Leave immediately if ordered.
- Do not wait for an evacuation or you're unsafe or conditions are early if unsure.
- Assist elderly or disabled neighbors.
- Carpool with neighbors to reduce traffic.
- Take only essential vehicles with adequate fuel.
- In your car, turn on headlights, windows, turn on inside air and tune to local radio.
- Drive slowly and defensively; if observed.
- The best evacuation route is the one you know best. Take the fastest paved route to a valley away from the fire if possible.
- Proceed downhill, away from the fire.



FIRE Safe MARIN
@FIREsafeMarin - Nonprofit Organization

Learn More

Home About Email Signup Photos More

Like Comment Message Search

About See All

FIREsafe MARIN is a non-profit organization dedicated to reducing Wildfire hazards and improving Fire safety awareness in Marin.

FIREsafe MARIN was formed to promote fire safety and stimulate communities to collaborate when solving problems related to wildfire fire protection.

1,659 people like this

1,544 people follow this

<http://www.fire safemarin.org/>

Send Message

info@firesafemarin.org

Create Post

Photo/Video Check In Tag Friends

PINNED POST

FIREsafe MARIN via live
August 25, 2022

Wildfire Evacuation presentation - learn how to prepare, what to do, and where to go if you need to evacuate during a wildfire.

Wildfire Evacuation presentation - learn how to prepare, what to do, and where to go if you need to evacuate during a wildfire.

Wildfire Watch: The Cost of Wildfire
WILDFIRE WATCH
EPISODE #4
"THE COST OF WILDFIRE"
Watch on YouTube



Fire Smart Landscaping Tip: Make a fire-smart plan. Consider existing plants, budget, and how much maintenance you are willing to do. Start by understanding the three defensible space zones: Zone 0 (0-5'), Zone 1 (5'-30') and Zone 2 (30'-100'). Learn more at UC Marin Master Gardeners.

Photo credit: Alice Cason, Marin Master Gardener

Benefits

Promotes a culture of readiness and action.

Work together to identify risks and solve problems

Neighborhood takes on projects that may be overwhelming alone.

Neighborhood clean-up days and evacuation drills turn burdensome and scary challenges into communal events.

If most homeowners in a neighborhood just do some work to clean up their yards and fireproof their homes, the whole community is much less vulnerable to fire.

Insurance Discounts for Firewise Communities



Adapting to Wildfire

Thank You

Visit us at <http://firesafemarin.org>
or contact us at info@firesafemarin.org for more information.



Adapting to Wildfire