



**FIRE  
SAFE  
MARIN**

Adapting to Wildfire

# Wildfire Preparedness in Marin

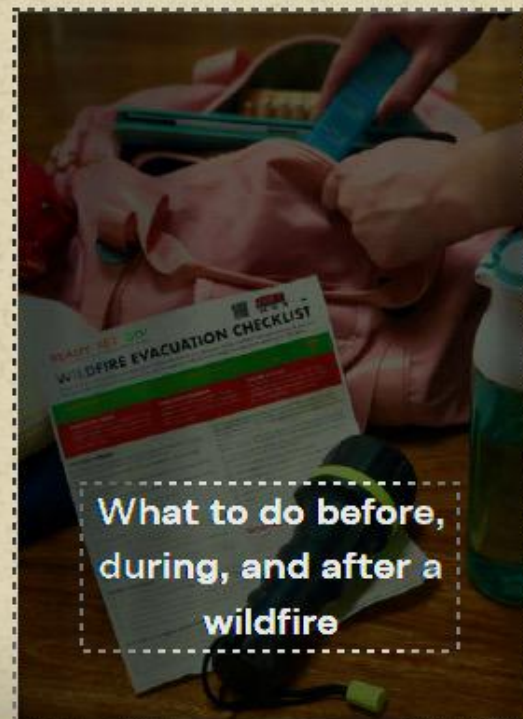
Rich Shortall





# Adapt to wildfire to protect your family and your home

## Prepare Yourself



What to do before, during, and after a wildfire

## Harden Your Home



How to protect your home against wildfires

## Create a Fire-Smart Yard



Use fire-resistant landscaping to prevent the spread of fire

## Ready Your Community



We have a shared responsibility



# Know What to Do **Before**, **During** and **After** an Evacuation

# PREPARE YOURSELF

**READY SET GO!**  
**WILDFIRE EVACUATION CHECKLIST**  
 If evacuation is anticipated and time allows, follow this checklist to give your family and home the best chance of survival. Complete the Family Communication Plan on the opposite side for each family member and keep in your "Go Kit(s)."

**ALERT MARIN**  
 For more information, visit [www.fire-safe-marin.org](http://www.fire-safe-marin.org) or contact 916-441-2222.

**EVACUATION ORDER**  
 Leave home immediately. Do not stop to gather valuables or prepare your home. Follow the evacuation route of the evacuation order.

**EVACUATION WARNING**  
 Evacuate without an order. A short delay in leaving can be dangerous. If you feel unsafe, evacuate immediately.

**SHELTER IN PLACE**  
 Stay in your current location if the safest nearby building or outdoor area. Stay in place until you are told it is safe to leave.

**ON YOUR PERSON**

- Wear long pants and long sleeves. Heavy coats or wool is preferable to material that is flammable.
- Wear leather gloves, head, and eye protection - full coverage goggles are best.
- Cover your face with a dry bandana or cotton or wool scarf over a N95 respirator.
- Carry a flashlight and flashlight (even during the day), cell phone, and spare battery.
- Carry car keys, wallet, and ID on your person.
- Drink lots of water and stay hydrated.
- Put your "Go Kit" in your vehicle.

**PETS & ANIMALS**

- Locate your pets and place in carriers NOW. You will not be able to catch them when the fire approaches.
- Be sure your pets wear tags and microchips.
- Pets carriers with your pets in them near the front door, with fresh water and extra food.
- Prepare horses and large animals for transport and consider moving them to a safe location early, before evacuation is ordered.

**INSIDE THE HOUSE**

- Shut off windows and doors (interior best) and leave them unlocked.
- Remove combustible window shades and lightweight curtains, close metal shutters.
- Move furniture to the center of the room, away from windows.
- Shut off gas at the meter or propane tank, turn off pilot lights.
- Leave indoor and outdoor lights on for firefighters.
- Shut off all conditioning and house fans.

**OUTSIDE & IN NEIGHBORHOOD**

- Get up combustible items outside the house (patio furniture, children's toys, door mats, trash cans, etc) and place in garage or move them at least 20' from structures (optional: place in your yard).
- Close propane tank valves. Move small tanks away from structures.
- Connect garden hoses to outside water valves or spigots for use by firefighters. Attach escape-gap hoses if you have them.

**WILDFIRE & EMERGENCY "GO KIT"**  
 Put together an emergency supply kit in advance and keep it easily accessible. Plan to be away from your home for an extended period of time. Each person should have their own Go Kit. Backpacks work great for storing these items.

- Sandals, N95 respirator, goggles, water gloves
- Water bottles and food
- Map marked with law enforcement routes (if available)
- Prescription medications
- Change of clothing
- Extra eyeglasses or contact lenses
- Extra set of car keys, credit cards, cash
- First aid kit
- Flashlight and headlamp with spare batteries
- Battery-powered radio and extra batteries
- Copy of important docs (birth certificates, passports, insurance policies, etc)
- First-aid and wound supplies, first aid kit, and medications
- Spare chargers for cell phones, laptops, etc.
- Sanitation supplies

**Items to Take only if time allows**

- Essential medical supplies
- Family photos and other irreplaceable items
- Personal computer and digital information (backups on hard drives and/or disks)

Wildfire Evacuation Checklist and Family Communication Plan 2019 05 22 FIRE SAFE MARIN | www.fire-safe-marin.org

**ALERT MARIN**  
**NIXLE TEXTS**  
**SOCIAL MEDIA**  
**TV NEWS**  
**RADIO**  
**PRINT**



**BUSH FIRE SURVIVAL PLAN**

**Personal Protective Clothing**

**WHY WEAR PERSONAL PROTECTIVE CLOTHING?**

Being in or near a bush fire can cause a number of different injuries and everyone should wear protective clothing to avoid injury from smoke, sparks, embers and extreme heat. Loose fitting clothing made from natural fibres such as pure wool, heavy cotton drill or denim is important to protect you from injury. Synthetic fabrics can melt or burn.

**A wide-brimmed hat or hard hat can stop embers from dropping onto your head or down the back of your shirt.**

**Glasses or goggles will protect your eyes against any smoke, embers and debris that may be in the air.**

**Gloves**

**A mask or cloth (non-synthetic) to cover your nose and mouth will protect you from inhaling smoke, ash and embers.**

**A pair of heavy cotton pants. For example denim jeans, oil-free drill pants or cotton overalls.**

**A long-sleeved shirt made from natural fibres such as cotton or wool is ideal.**

**Sturdy leather work boots or shoes along with a pair of woolen or cotton socks.**



United   
**Policyholders**  
 Empowering the I







LIVE UPDATES

# Stay informed before, during, and after an evacuation.

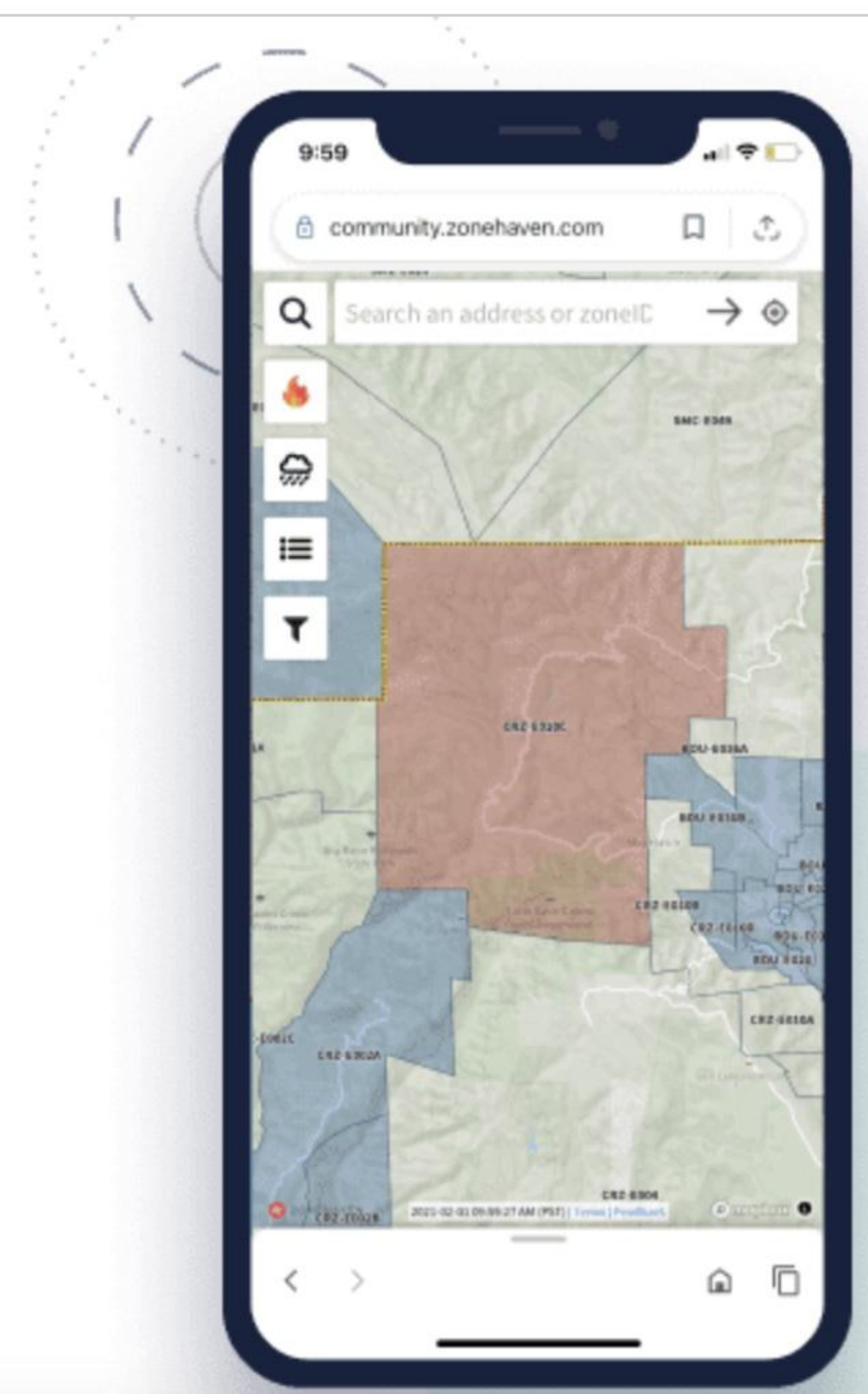
## Check the Status of Your Zone

The status of your zone will reflect if your zone has been impacted by an emergency incident.

[What are evacuation statuses →](#)

## Access Incident Information in Real-Time

View the latest updates about active incidents in your area.





# Prevent Ember Ignition

## Harden Your Home

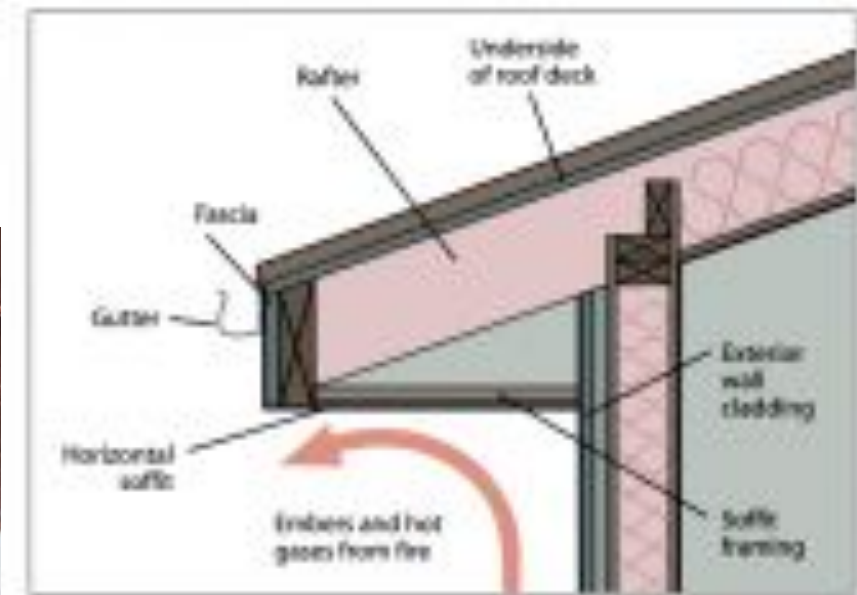


Figure 3. An enclosed overhang with a horizontal soffit.



# Create a Fire-Smart Yard

Use **Fire-Resistant** Landscaping to Prevent the Spread of Fire





# 25,000 Home Evaluations





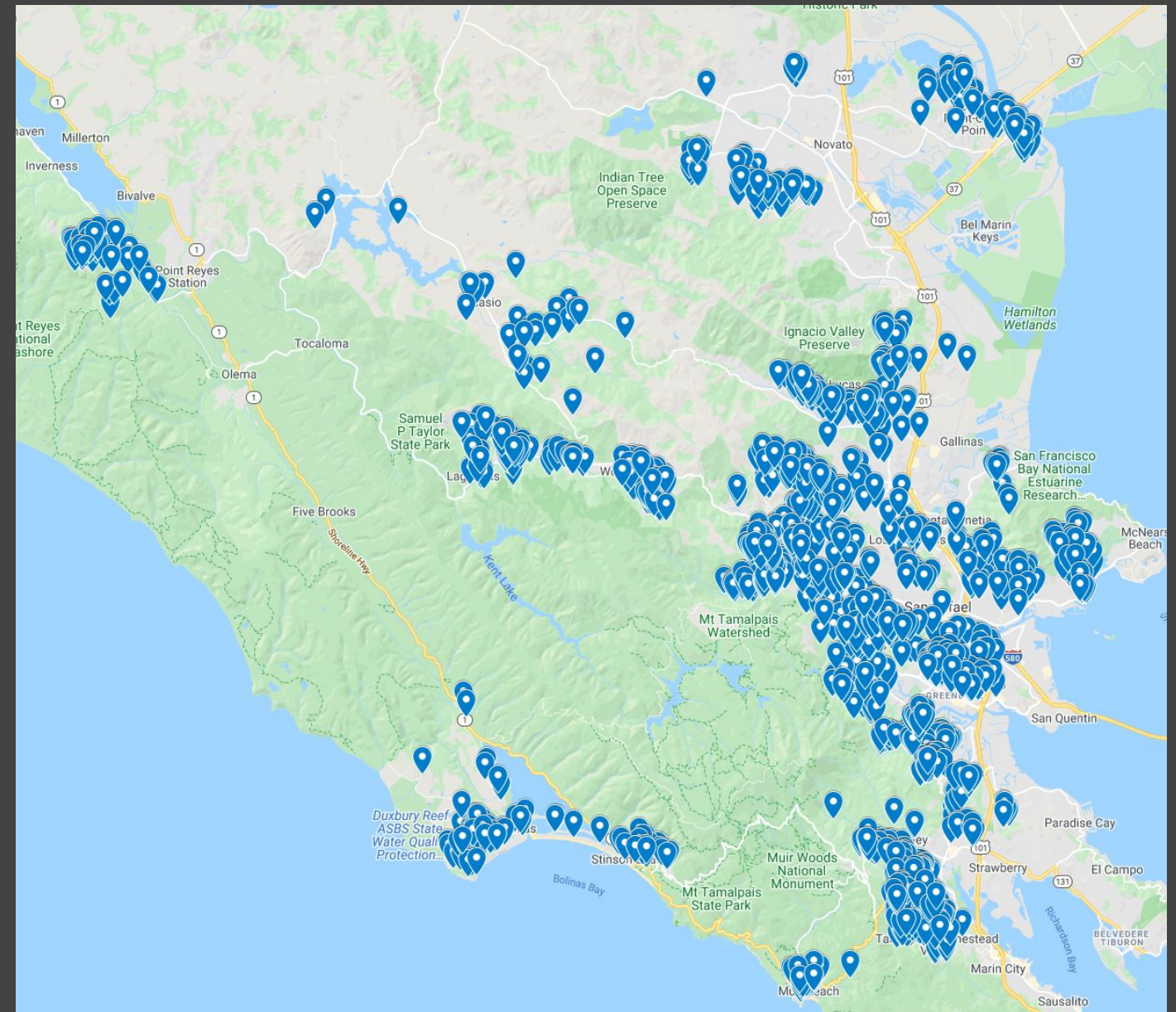
# Wildfire Prevention and Preparedness is a **Shared** Responsibility

**Ready  
Your  
Community**



**FIREWISE USA™**

Residents reducing wildfire risks





# WILDFIRE WATCH



*Coming this fall on  
Channel 30 &  
Fire Safe Marin YouTube Channel  
September 16, 2021*





# READY



**PREPARING FOR FIRE**

# Set



**RED FLAG DAYS &  
EVACUATION WARNINGS**

# GO!



**EVACUATION**







# Fire-Smart Landscaping 101









MARIN CENTER FOR INDEPENDENT LIVING

**PARTNERS:** CAL FIRE • California Fire Safe Council • Ecologically Sound Practices • Firewise USA • Marin Association of Realtors • Marin Center for Independent Living • Marin County Fire Chiefs Association • Marin County Office of Education • Marin County Office of Emergency Services • Marin County Parks and Open Space • Marin Municipal Water District • Marin VOAD – Voluntary Organizations Active in Disaster • Marin Wildfire Prevention Authority • Neighborhood Response Groups • Northern California Landscape Contractors Association • Sonoma Fire Safe Council • UC Marin Master Gardeners





# **FIRE SAFE MARIN**

## Adapting to Wildfire

### **In partnership and support with:**

Bolinas Fire District

City of Larkspur

City of Mill Valley

City of San Rafael

County of Marin

Inverness Public Utility District

Kentfield Fire Protection District

Marinwood Community Services District

Muir Beach Community Services District

Novato Fire Protection District

Sleepy Hollow Fire Protection District

Southern Marin Fire Protection District

Stinson Beach Fire Protection District

Town of Corte Madera

Town of Fairfax

Town of Ross

Town of San Anselmo

